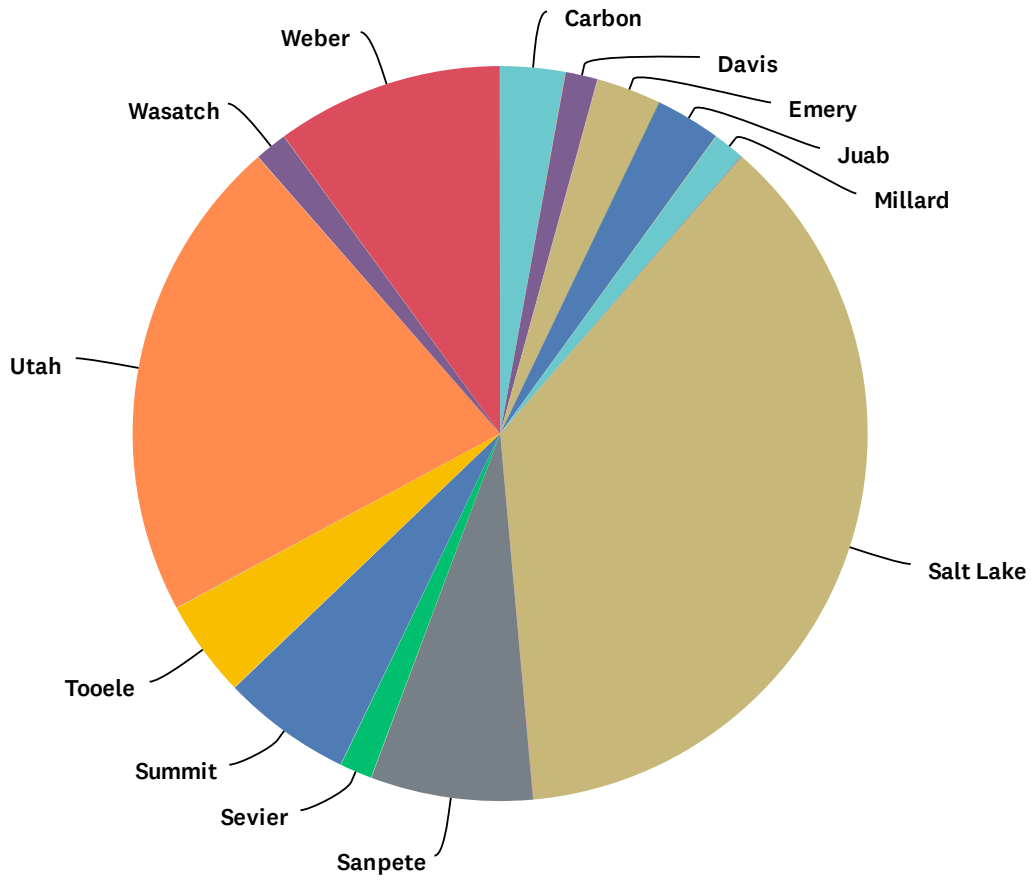


Q1 What county do you live in?

Answered: 70 Skipped: 1

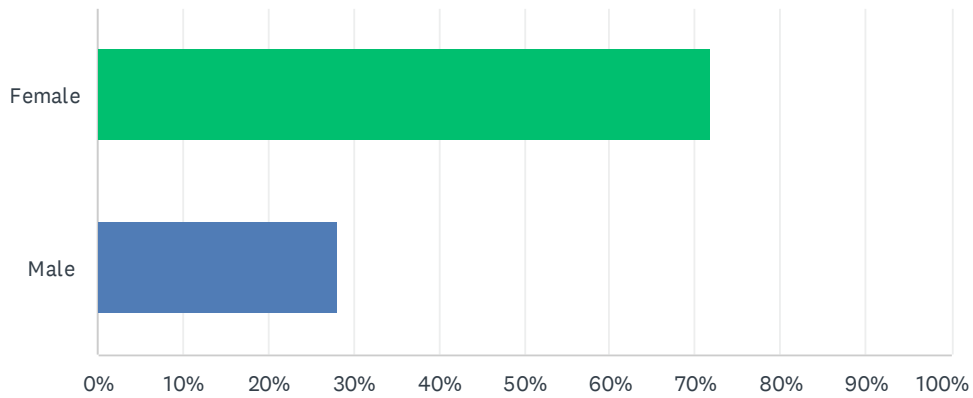


Utah Caregiver Support Program Survey

ANSWER CHOICES	RESPONSES	
Beaver	0.00%	0
Box Elder	0.00%	0
Cache	0.00%	0
Carbon	2.86%	2
Daggett	0.00%	0
Davis	1.43%	1
Duchesne	0.00%	0
Emery	2.86%	2
Garfield	0.00%	0
Grand	0.00%	0
Iron	0.00%	0
Juab	2.86%	2
Kane	0.00%	0
Millard	1.43%	1
Morgan	0.00%	0
Piute	0.00%	0
Rich	0.00%	0
Salt Lake	37.14%	26
San Juan	0.00%	0
Sanpete	7.14%	5
Sevier	1.43%	1
Summit	5.71%	4
Tooele	4.29%	3
Uintah	0.00%	0
Utah	21.43%	15
Wasatch	1.43%	1
Washington	0.00%	0
Wayne	0.00%	0
Weber	10.00%	7
TOTAL		70

Q2 What is your gender?

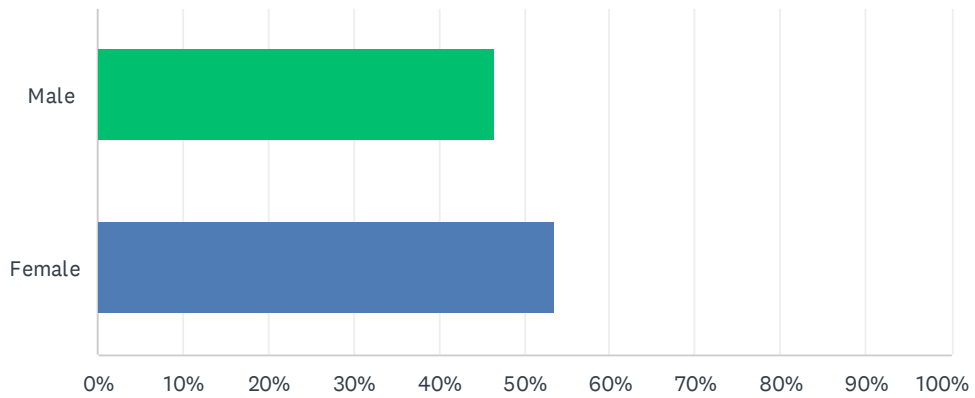
Answered: 71 Skipped: 0



ANSWER CHOICES	RESPONSES	
Female	71.83%	51
Male	28.17%	20
TOTAL		71

Q3 What is the gender of the person you care for?

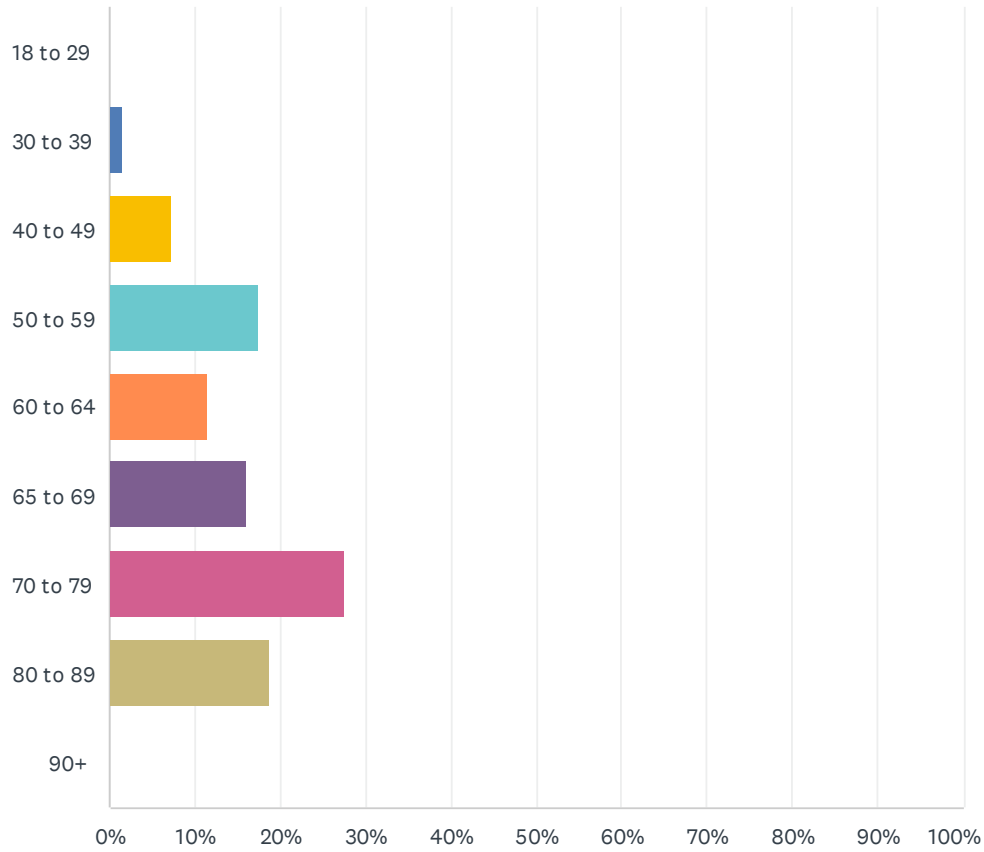
Answered: 71 Skipped: 0



ANSWER CHOICES	RESPONSES	
Male	46.48%	33
Female	53.52%	38
TOTAL		71

Q4 What is your age?

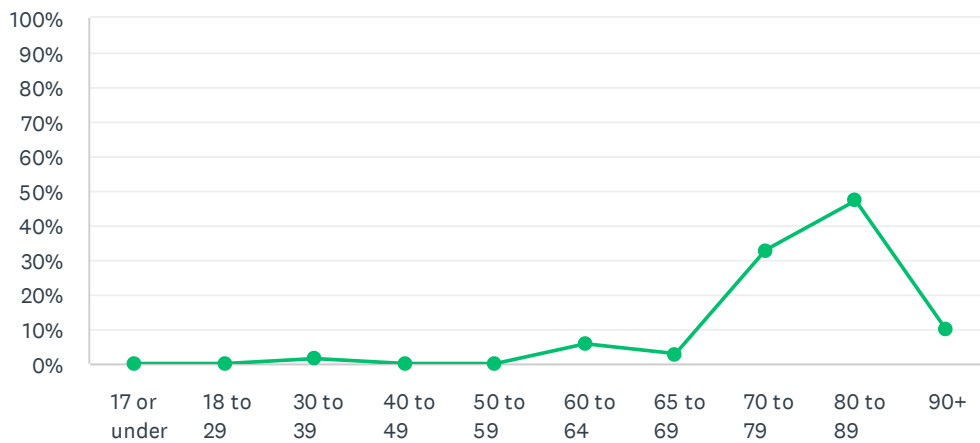
Answered: 69 Skipped: 2



ANSWER CHOICES	RESPONSES	
18 to 29	0.00%	0
30 to 39	1.45%	1
40 to 49	7.25%	5
50 to 59	17.39%	12
60 to 64	11.59%	8
65 to 69	15.94%	11
70 to 79	27.54%	19
80 to 89	18.84%	13
90+	0.00%	0
TOTAL		69

Q5 What is the age of the person you care for?

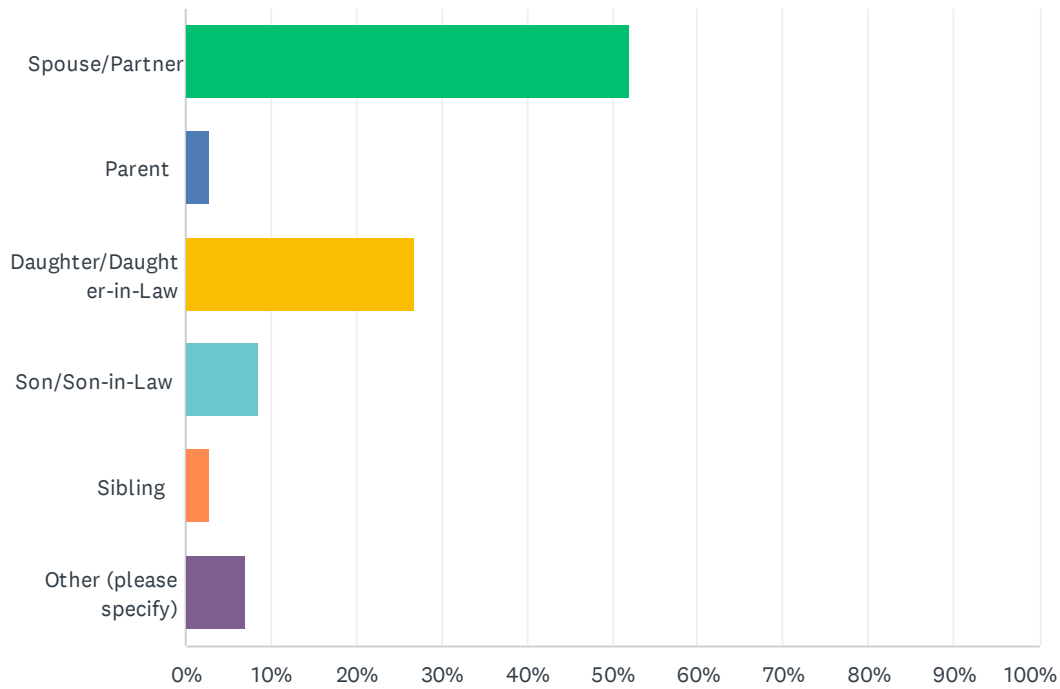
Answered: 70 Skipped: 1



ANSWER CHOICES	RESPONSES	
17 or under	0.00%	0
18 to 29	0.00%	0
30 to 39	1.43%	1
40 to 49	0.00%	0
50 to 59	0.00%	0
60 to 64	5.71%	4
65 to 69	2.86%	2
70 to 79	32.86%	23
80 to 89	47.14%	33
90+	10.00%	7
TOTAL		70

Q6 What is your relationship to the person you care for?

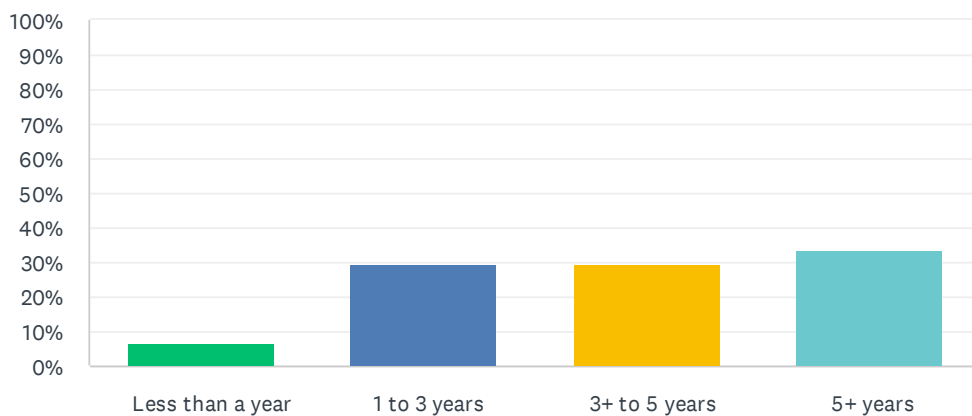
Answered: 71 Skipped: 0



ANSWER CHOICES	RESPONSES	
Spouse/Partner	52.11%	37
Parent	2.82%	2
Daughter/Daughter-in-Law	26.76%	19
Son/Son-in-Law	8.45%	6
Sibling	2.82%	2
Other (please specify)	7.04%	5
TOTAL		71

Q7 How long have you been caring for this person?

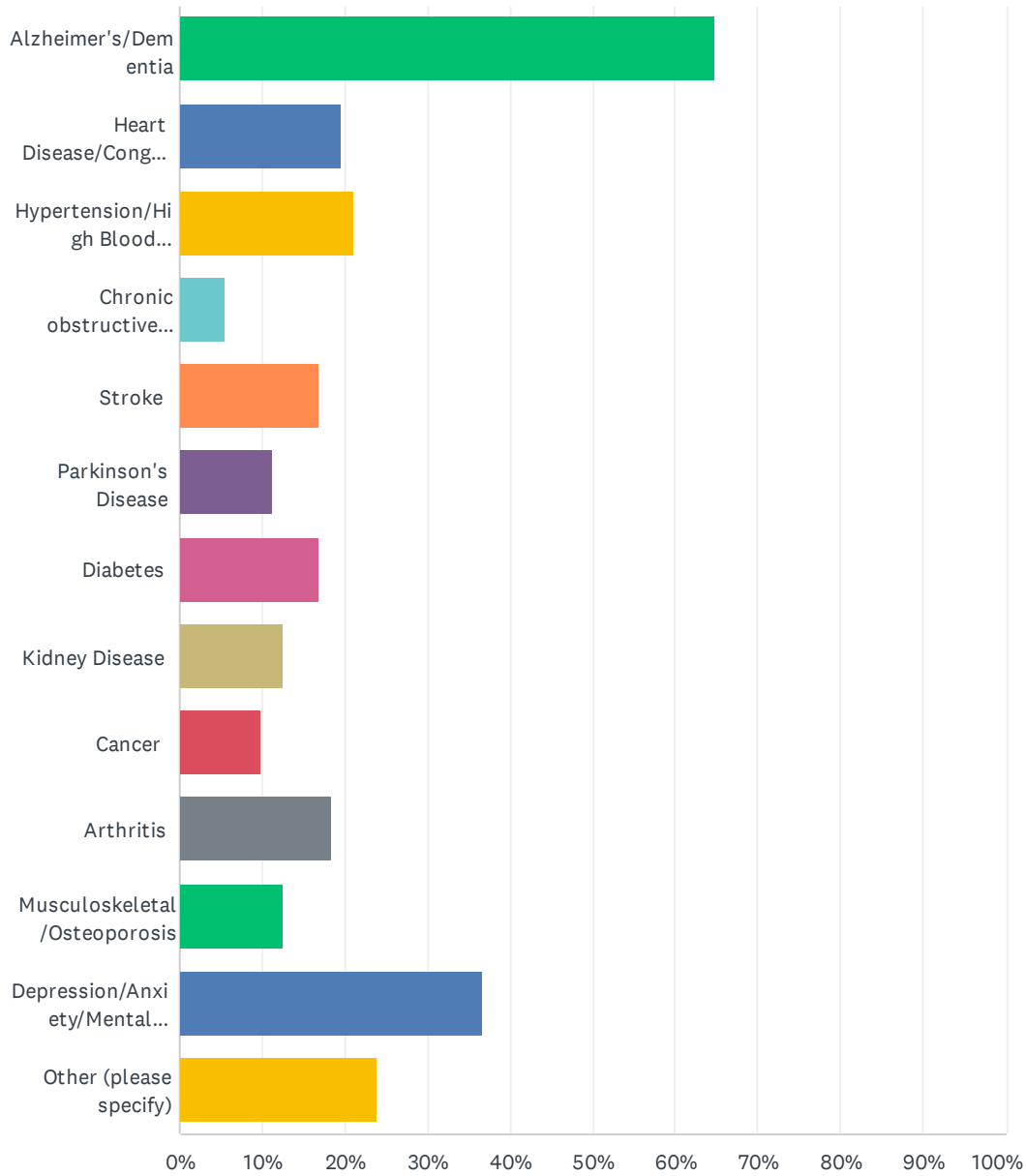
Answered: 71 Skipped: 0



ANSWER CHOICES	RESPONSES	
Less than a year	7.04%	5
1 to 3 years	29.58%	21
3+ to 5 years	29.58%	21
5+ years	33.80%	24
TOTAL		71

Q8 Please check the diseases/illnesses of the person you are caring for (check all that apply) :

Answered: 71 Skipped: 0

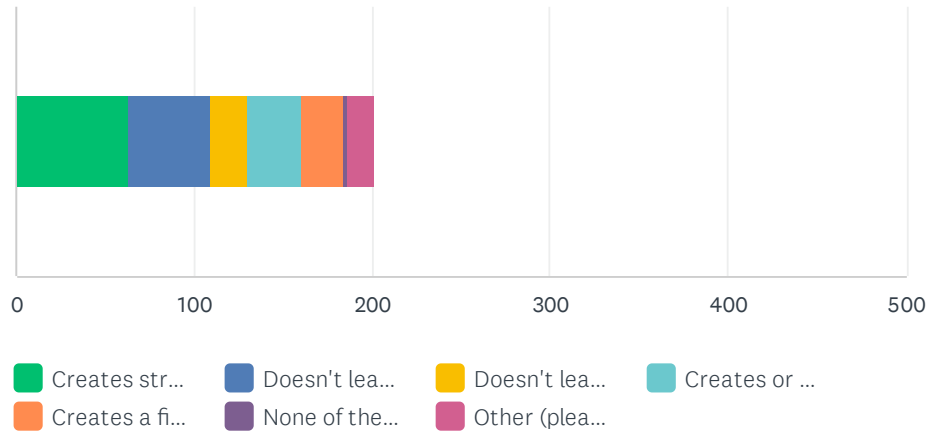


Utah Caregiver Support Program Survey

ANSWER CHOICES	RESPONSES	
Alzheimer's/Dementia	64.79%	46
Heart Disease/Congestive Heart Failure	19.72%	14
Hypertension/High Blood Pressure	21.13%	15
Chronic obstructive pulmonary disease (COPD)	5.63%	4
Stroke	16.90%	12
Parkinson's Disease	11.27%	8
Diabetes	16.90%	12
Kidney Disease	12.68%	9
Cancer	9.86%	7
Arthritis	18.31%	13
Musculoskeletal/Osteoporosis	12.68%	9
Depression/Anxiety/Mental Conditions	36.62%	26
Other (please specify)	23.94%	17
Total Respondents: 71		

Q9 What are the greatest difficulties you have faced in your role as a caregiver? (check all that apply)

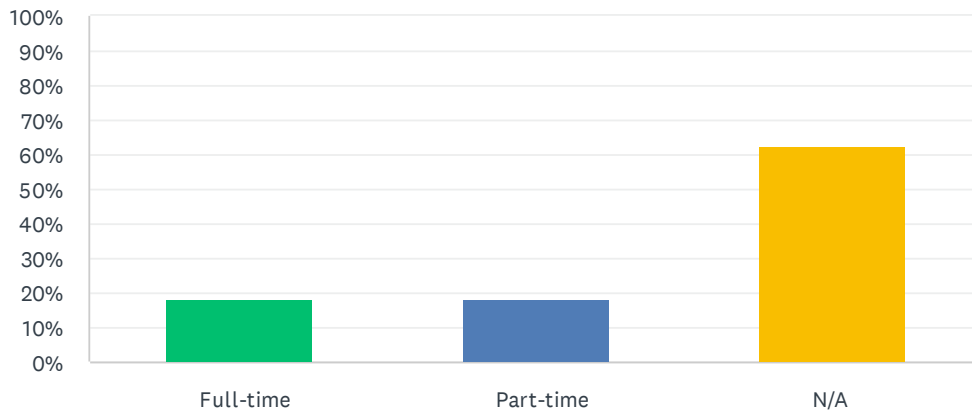
Answered: 70 Skipped: 1



ANSWER CHOICES	RESPONSES	
Creates stress	90.00%	63
Doesn't leave enough time for myself	65.71%	46
Doesn't leave enough time for my family	30.00%	21
Creates or aggravates problems with my health	44.29%	31
Creates a financial burden	32.86%	23
None of the above	2.86%	2
Other (please specify)	21.43%	15
Total Respondents: 70		

Q10 Are you employed?

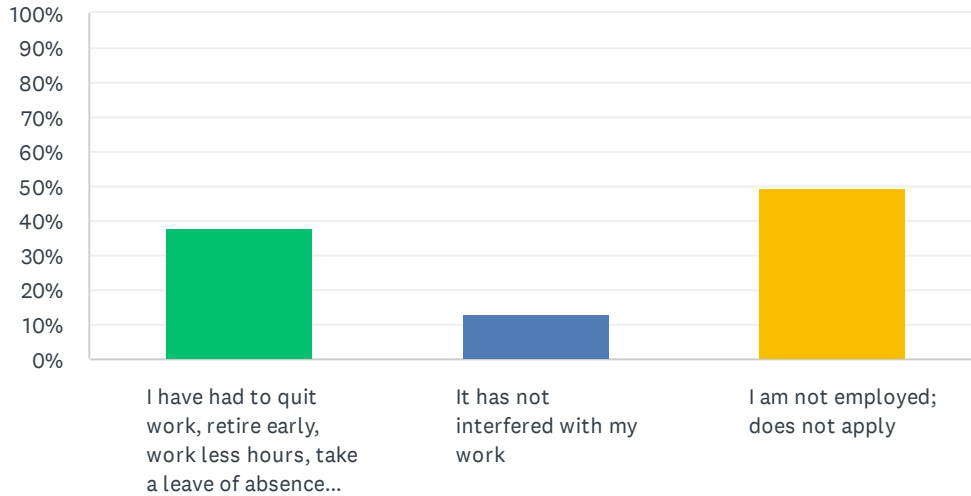
Answered: 70 Skipped: 1



ANSWER CHOICES	RESPONSES	
Full-time	18.57%	13
Part-time	18.57%	13
N/A	62.86%	44
TOTAL		70

Q11 How have your caregiving responsibilities impacted your employment?

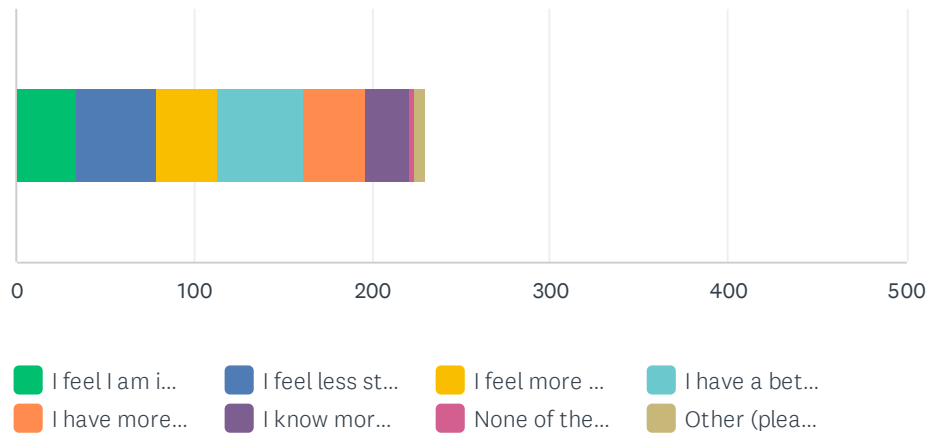
Answered: 69 Skipped: 2



ANSWER CHOICES	RESPONSES	
I have had to quit work, retire early, work less hours, take a leave of absence, lose a promotion, etc.	37.68%	26
It has not interfered with my work	13.04%	9
I am not employed; does not apply	49.28%	34
TOTAL		69

Q12 As a result of receiving caregiver services (check all that apply) :

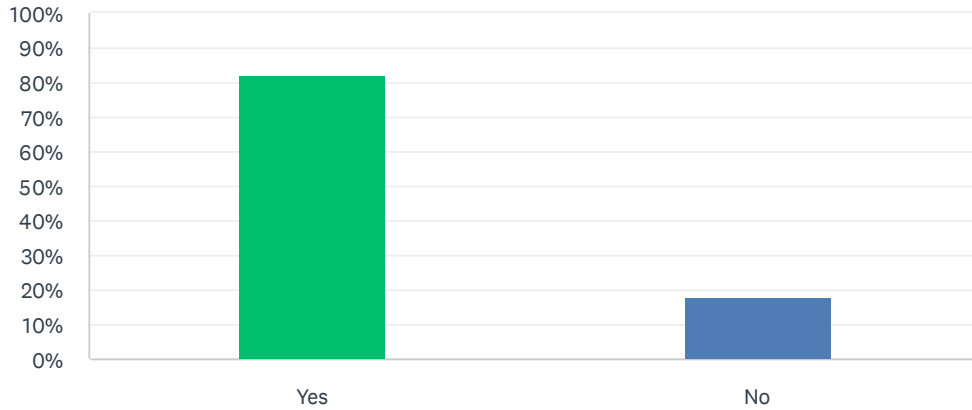
Answered: 70 Skipped: 1



ANSWER CHOICES	RESPONSES	
I feel I am in a better position to continue providing care	48.57%	34
I feel less stress	64.29%	45
I feel more confident in providing care to the person I care for	48.57%	34
I have a better understanding of how to access resources/services in my community	70.00%	49
I have more time to meet my personal needs	48.57%	34
I know more about the condition or illness of the person I care for	35.71%	25
None of the above	4.29%	3
Other (please specify)	8.57%	6
Total Respondents: 70		

Q13 Have the caregiver services enabled you to provide care for a longer period of time than would have been possible without these services?

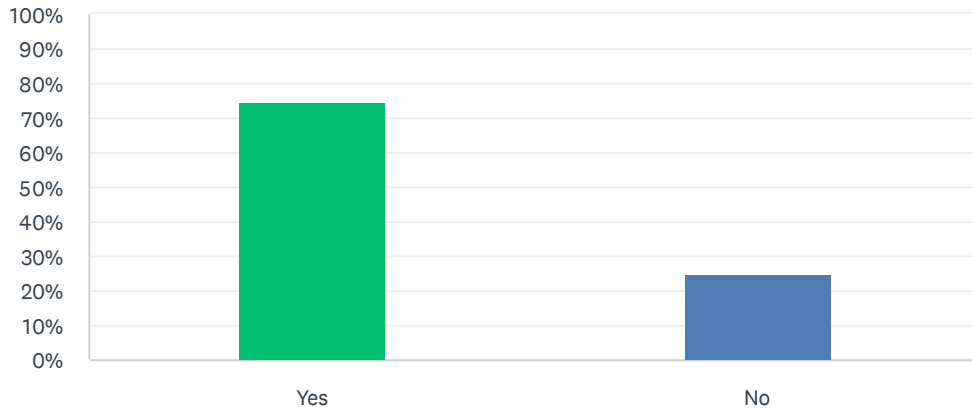
Answered: 61 Skipped: 10



ANSWER CHOICES	RESPONSES	
Yes	81.97%	50
No	18.03%	11
TOTAL		61

Q14 Have the caregiver services you received helped to delay the placement of the person you care for to an assisted living or skilled nursing home?

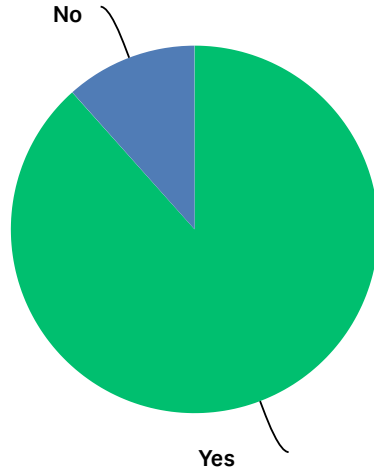
Answered: 68 Skipped: 3



ANSWER CHOICES	RESPONSES	
Yes	75.00%	51
No	25.00%	17
TOTAL		68

Q15 Have the services you received from the Caregiver Support Program enabled you to be more self-reliant in your role as a caregiver?

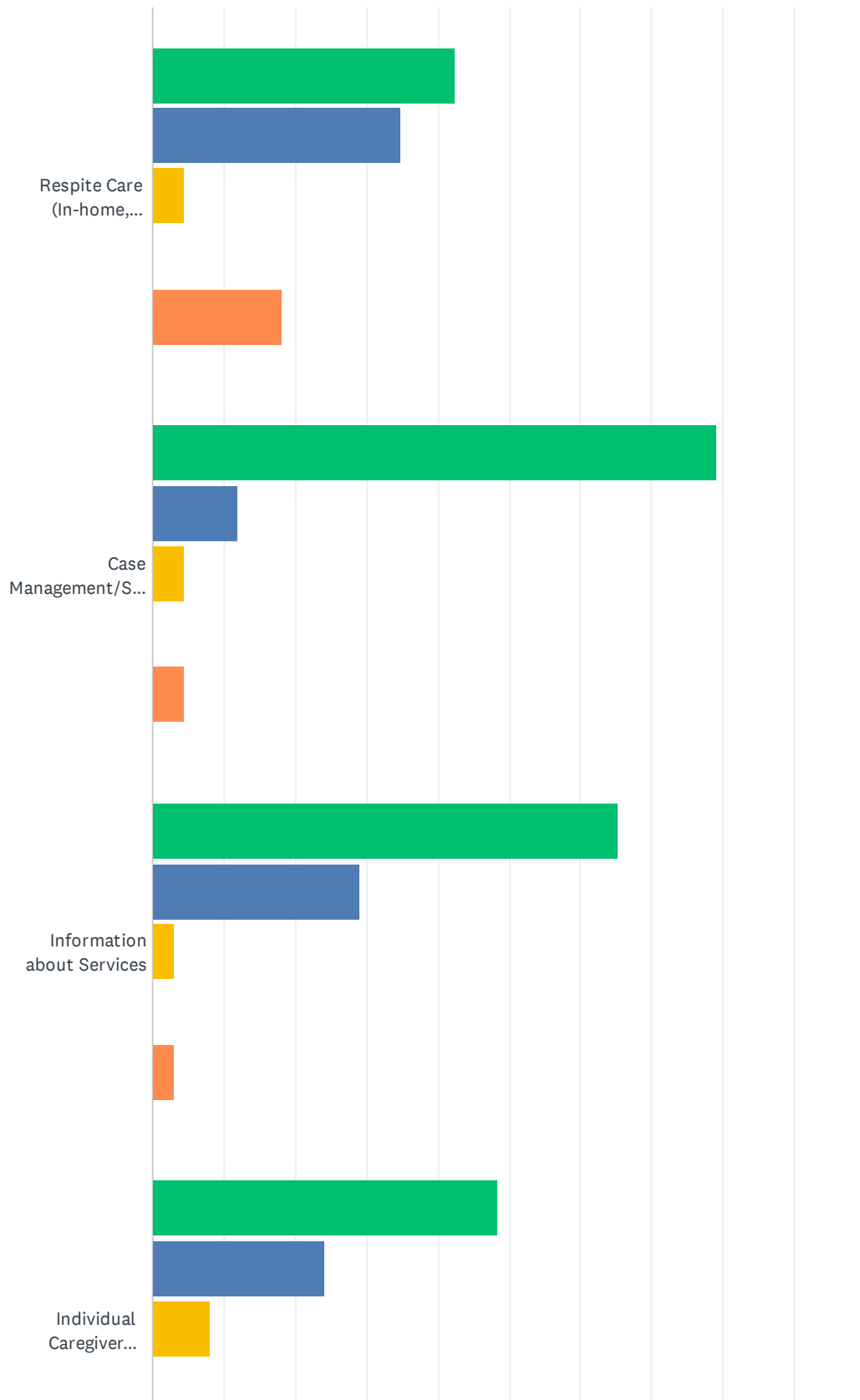
Answered: 69 Skipped: 2



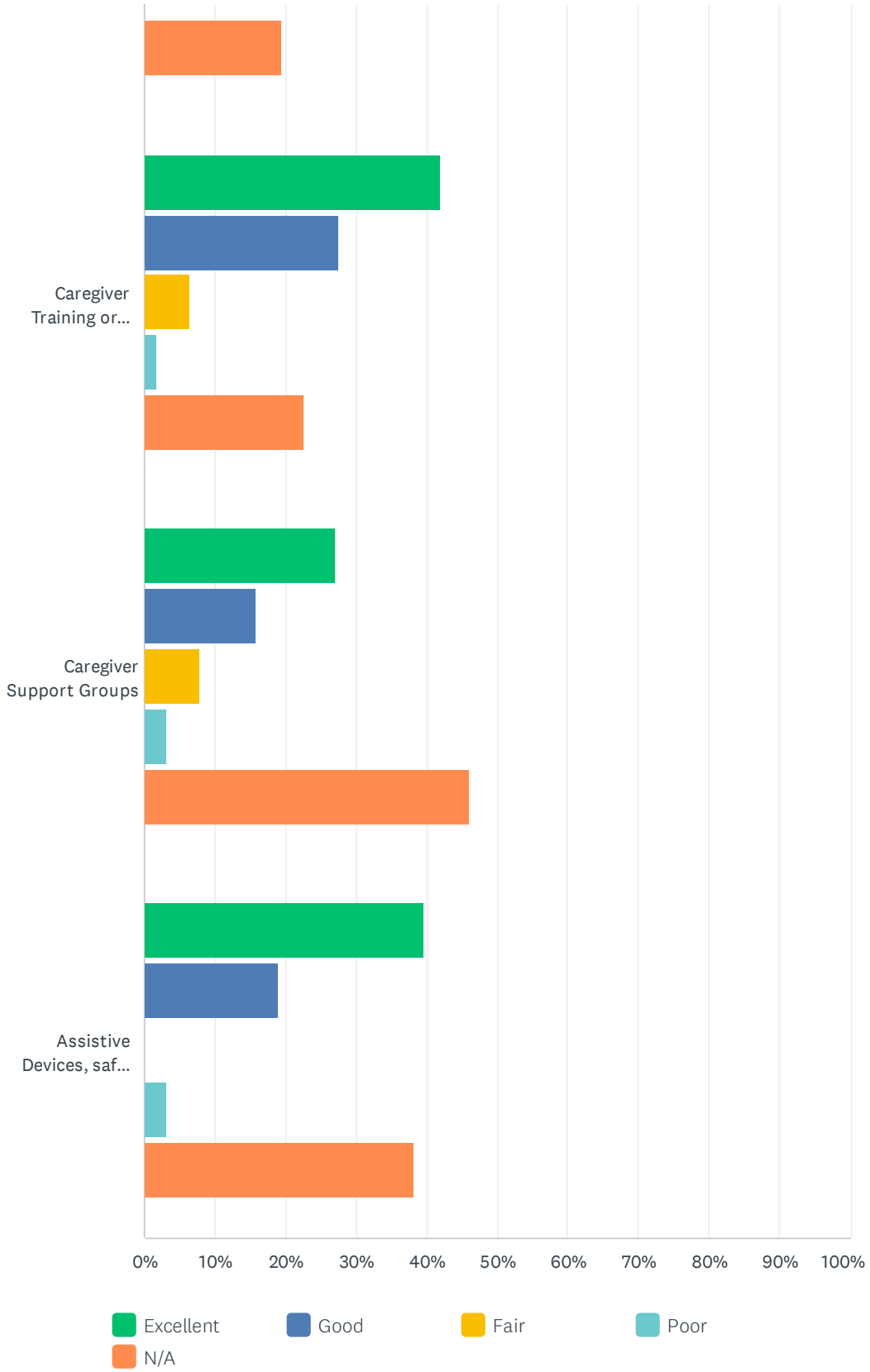
ANSWER CHOICES	RESPONSES	
Yes	88.41%	61
No	11.59%	8
TOTAL		69

Q16 Please rate the quality of services you received :

Answered: 71 Skipped: 0



Utah Caregiver Support Program Survey

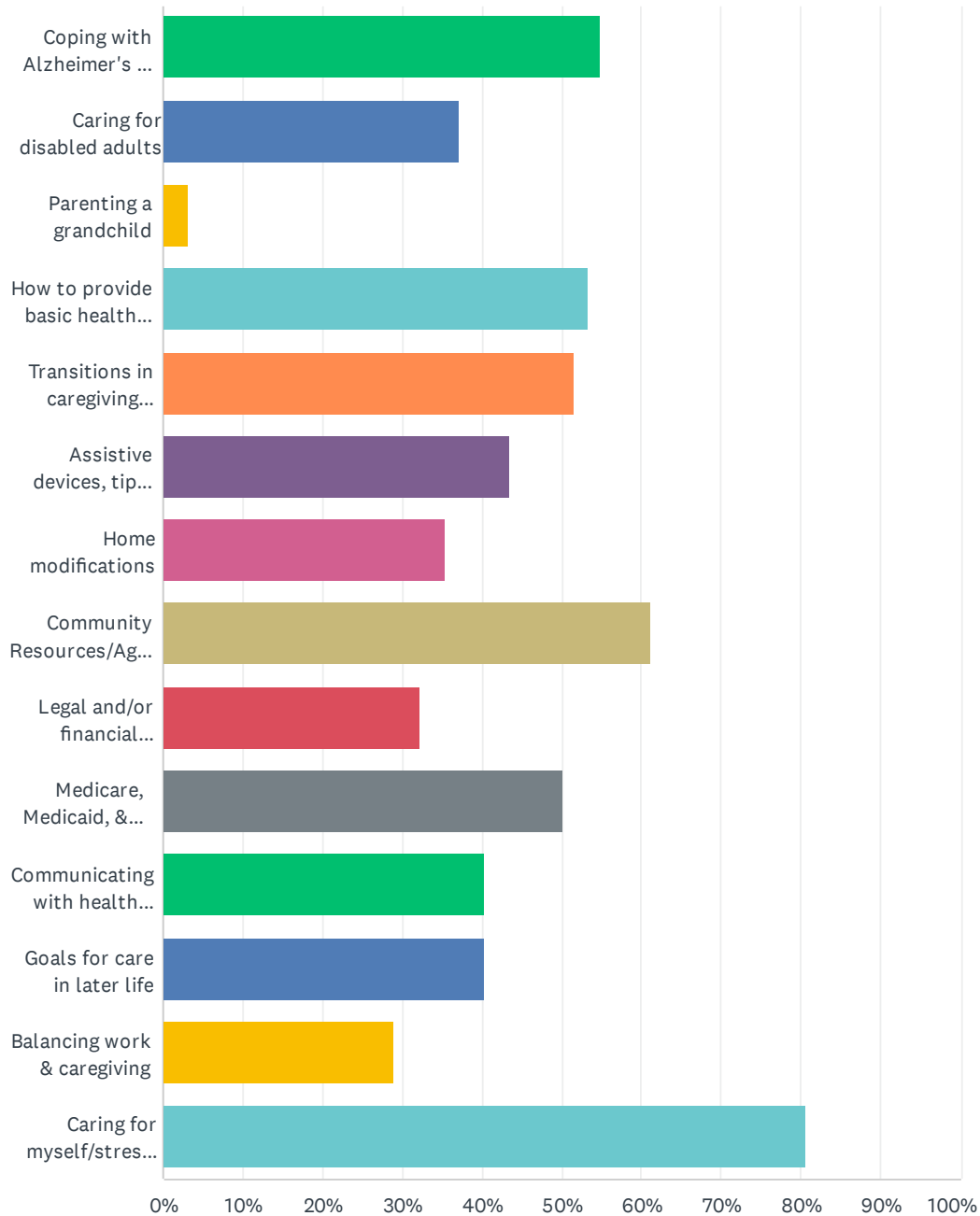


Utah Caregiver Support Program Survey

	EXCELLENT	GOOD	FAIR	POOR	N/A	TOTAL	WEIGHTED AVERAGE
Respite Care (In-home, facility, Adult Day Care, etc.)	42.42% 28	34.85% 23	4.55% 3	0.00% 0	18.18% 12	66	3.46
Case Management/Social Worker assistance	79.10% 53	11.94% 8	4.48% 3	0.00% 0	4.48% 3	67	3.78
Information about Services	65.22% 45	28.99% 20	2.90% 2	0.00% 0	2.90% 2	69	3.64
Individual Caregiver Counseling	48.39% 30	24.19% 15	8.06% 5	0.00% 0	19.35% 12	62	3.50
Caregiver Training or Education	41.94% 26	27.42% 17	6.45% 4	1.61% 1	22.58% 14	62	3.42
Caregiver Support Groups	26.98% 17	15.87% 10	7.94% 5	3.17% 2	46.03% 29	63	3.24
Assistive Devices, safety equipment, home modifications	39.68% 25	19.05% 12	0.00% 0	3.17% 2	38.10% 24	63	3.54

Q17 Educational topics that have been or would be helpful to assist in your caregiving challenges (check all that apply):

Answered: 62 Skipped: 9



Utah Caregiver Support Program Survey

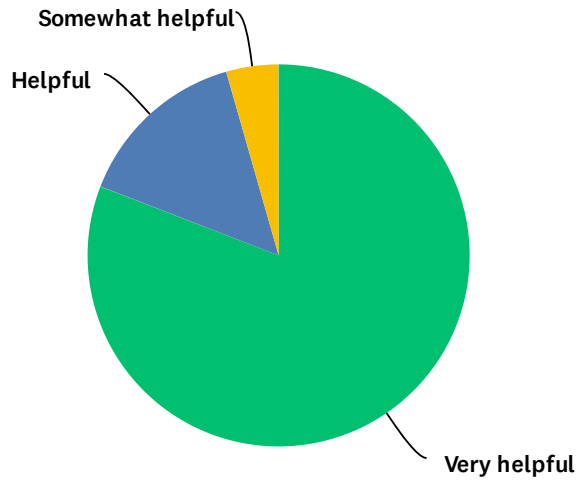
ANSWER CHOICES	RESPONSES	
Coping with Alzheimer's or related dementias (expectations, behaviors, communication)	54.84%	34
Caring for disabled adults	37.10%	23
Parenting a grandchild	3.23%	2
How to provide basic health care tasks (proper lifting techniques, personal care, medication management, etc.)	53.23%	33
Transitions in caregiving (from independence, to hospital, rehab, care facilities, etc.)	51.61%	32
Assistive devices, tips, & techniques (grab bars, etc.)	43.55%	27
Home modifications	35.48%	22
Community Resources/Aging Services	61.29%	38
Legal and/or financial planning (POA, advanced directives, wills, trusts, estates, guardianship, reverse mortgage, housing, etc.)	32.26%	20
Medicare, Medicaid, & Social Security	50.00%	31
Communicating with health care providers	40.32%	25
Goals for care in later life	40.32%	25
Balancing work & caregiving	29.03%	18
Caring for myself/stress/dealing with emotions	80.65%	50
Total Respondents: 62		

Q18 What other kinds of help, information, and/or resources would be valuable to you as a caregiver?

Answered: 22 Skipped: 49

Q19 How helpful and responsive was the case manager and/or other program staff to your needs?

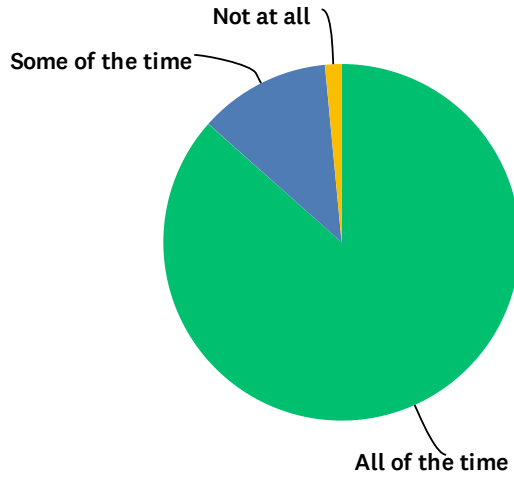
Answered: 68 Skipped: 3



ANSWER CHOICES	RESPONSES	
Very helpful	80.88%	55
Helpful	14.71%	10
Somewhat helpful	4.41%	3
Not helpful	0.00%	0
TOTAL		68

Q20 Did your case manager provide you with information that was clear, beneficial, and helpful to you as a caregiver?

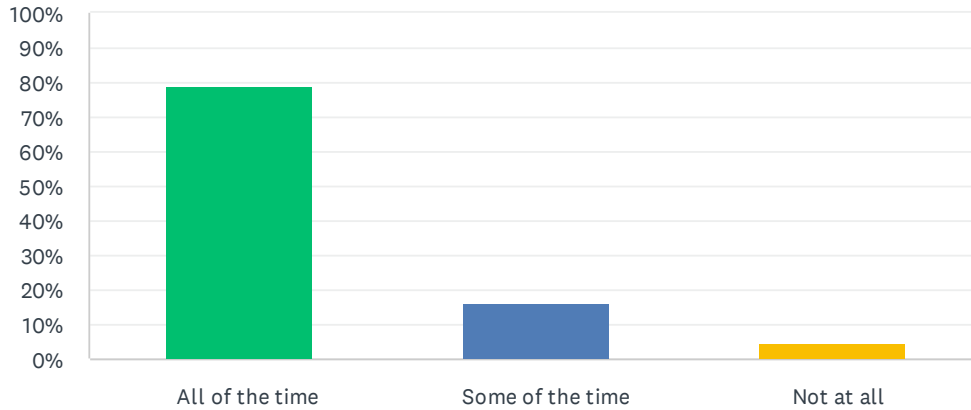
Answered: 67 Skipped: 4



ANSWER CHOICES	RESPONSES	
All of the time	86.57%	58
Some of the time	11.94%	8
Not at all	1.49%	1
TOTAL		67

Q21 Did your case manager involve you in planning services that were individualized to your specific needs?

Answered: 67 Skipped: 4



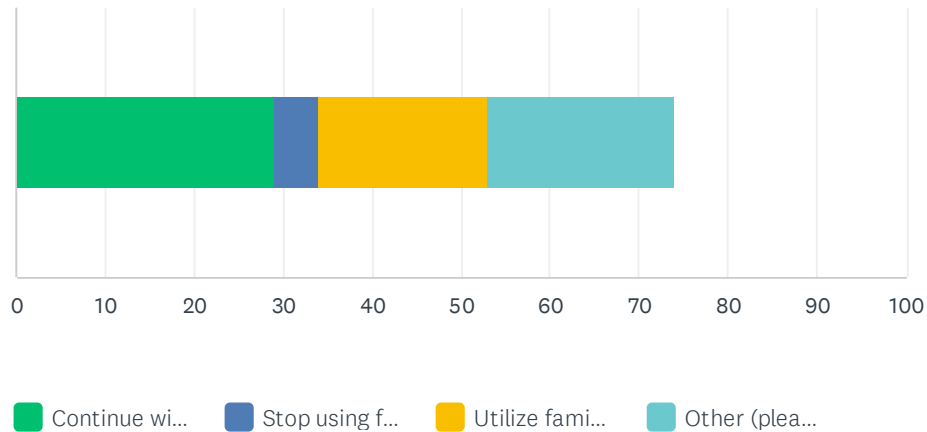
ANSWER CHOICES	RESPONSES	
All of the time	79.10%	53
Some of the time	16.42%	11
Not at all	4.48%	3
TOTAL		67

Q22 What suggestions do you have that may help us to improve the quality of the Caregiver Support Program?

Answered: 28 Skipped: 43

Q23 What are your plans now that you are no longer receiving respite services that are funded through the Caregiver Support Program? (check all that apply)

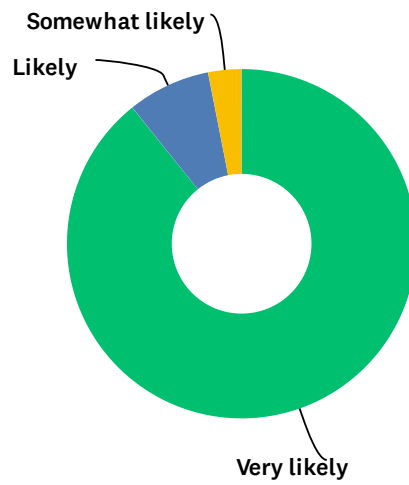
Answered: 61 Skipped: 10



ANSWER CHOICES	RESPONSES	
Continue with services on a private-pay basis	47.54%	29
Stop using formal/paid services	8.20%	5
Utilize family and/or other informal supports for ongoing assistance	31.15%	19
Other (please specify):	34.43%	21
Total Respondents: 61		

Q24 Would you recommend the Caregiver Support Program to others?

Answered: 65 Skipped: 6



ANSWER CHOICES	RESPONSES	
Very likely	89.23%	58
Likely	7.69%	5
Somewhat likely	3.08%	2
No	0.00%	0
TOTAL		65

Q25 If you could provide input to legislators regarding the benefits of the Caregiver Support Program, what would you tell them?

Answered: 47 Skipped: 24